
FORETS MS

FORETS POUR TOUT TYPE D'USINAGE

PROMO

VALABLE JUSQU'AU 31.7.2024

TAFF **TOOL**
WERKZEUGE + MASCHINEN

DIA **EDGE**

MMC Hartmetall GmbH
A Sales Company of  MITSUBISHI MATERIALS

FORETS MS

CARBURE MONOBLOC



Une nouvelle gamme de forets de qualité caractérisée par une relation prix performance supérieure.

Une gamme variée et fiable de forets carbure monobloc et forets HSS revêtus, pour répondre aux besoins modernes de l'usinage métal.



Nos solutions à tout problème de coupe, issues d'une expérience de production décennale, nous permettent d'offrir une gamme de forets complète et compétitive.



La nouvelle gamme de forets MS, répondant aux plus exigeants standards de la norme DIN 6537, reflète notre engagement pour la qualité et la fiabilité.

CARACTÉRISTIQUES

CARBURE MONOBLOC



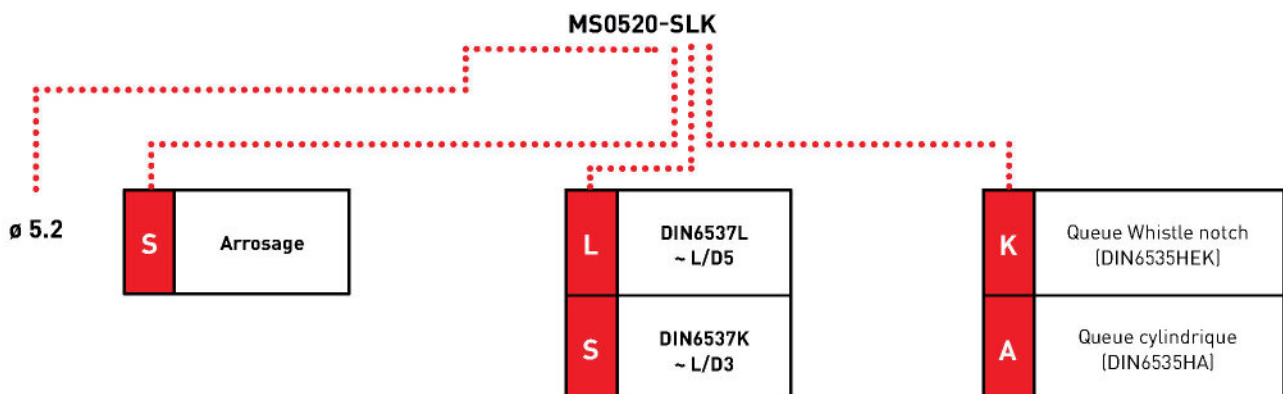
- Arrosage
- 3 x D et 5 x D longueur de coupe
- Géométrie d'arête renforcée
- Pour une vaste gamme de matières
- Queue Cylindrique ou avec plat Whistle notch
- Substrat Carbure métallique micro-grain
- Revêtement PVD pour une longue durée de vie de l'outil

MS



IDENTIFICATION DE LA RÉFÉRENCE

MS○○○○○-S○○ (Arrosage intérieur)

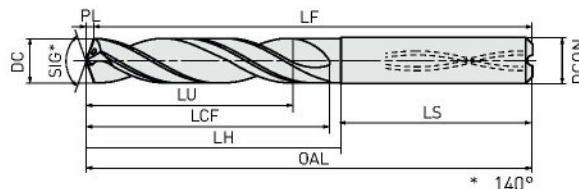


FORETS MS



CYLINDRIQUE

P M K



DC ≤ 3	3 < DC ≤ 6	6 < DC ≤ 10	10 < DC ≤ 14
0.016	0.016	0.021	0.025
+0.004	+0.004	+0.006	+0.007

Référence	Stock	DC	L/D	LU	LCF	LH	OAL	LF	PL	LS	DCON	Prix de liste	PROMO
MS0300-SSA	●	3.0	3	15	20	25	62	61	0.5	36	6	63.70	30.-
MS0300-SLA	●		5	23	28	29	66	65	0.5	36	6	82.00	39.-
MS0310-SSA	●	3.1	3	14.9	20	25	62	61	0.6	36	6	63.70	30.-
MS0310-SLA	●		5	22.9	28	29	66	65	0.6	36	6	82.00	39.-
MS0330-SSA	●	3.3	3	14.7	20	25	62	61	0.6	36	6	63.70	30.-
MS0330-SLA	●		5	22.7	28	29	66	65	0.6	36	6	82.00	39.-
MS0340-SSA	●	3.4	3	14.5	20	25	62	61	0.6	36	6	63.70	30.-
MS0340-SLA	●		5	22.5	28	29	66	65	0.6	36	6	82.00	39.-
MS0350-SSA	●	3.5	3	14.4	20	25	62	61	0.6	36	6	63.70	30.-
MS0350-SLA	●		5	22.4	28	29	66	65	0.6	36	6	82.00	39.-
MS0370-SSA	●	3.7	3	14.1	20	25	62	61	0.7	36	6	63.70	30.-
MS0370-SLA	●		5	22.1	28	29	66	65	0.7	36	6	82.00	39.-
MS0380-SSA	●	3.8	3	18	24	29	66	65	0.7	36	6	63.70	30.-
MS0380-SLA	●		5	30	36	37	74	73	0.7	36	6	82.00	39.-
MS0390-SSA	●	3.9	3	17.9	24	29	66	65	0.7	36	6	63.70	30.-
MS0390-SLA	●		5	29.9	36	37	74	73	0.7	36	6	82.00	39.-
MS0400-SSA	●	4.0	3	17.7	24	29	66	65	0.7	36	6	63.70	30.-
MS0400-SLA	●		5	29.7	36	37	74	73	0.7	36	6	82.00	39.-
MS0410-SSA	●	4.1	3	17.6	24	29	66	65	0.7	36	6	63.70	30.-
MS0410-SLA	●		5	29.6	36	37	74	73	0.7	36	6	82.00	39.-
MS0420-SSA	●	4.2	3	17.5	24	29	66	65	0.8	36	6	63.70	30.-
MS0420-SLA	●		5	29.5	36	37	74	73	0.8	36	6	82.00	39.-
MS0430-SSA	●	4.3	3	17.3	24	29	66	65	0.8	36	6	63.70	30.-
MS0430-SLA	●		5	29.3	36	37	74	73	0.8	36	6	82.00	39.-
MS0450-SSA	●	4.5	3	17.1	24	29	66	65	0.8	36	6	63.70	30.-
MS0450-SLA	●		5	29.1	36	37	74	73	0.8	36	6	82.00	39.-
MS0460-SSA	●	4.6	3	16.9	24	29	66	65	0.8	36	6	63.70	30.-
MS0460-SLA	●		5	28.9	36	37	74	73	0.8	36	6	82.00	39.-
MS0480-SSA	●	4.8	3	20.7	28	29	66	65	0.9	36	6	63.70	30.-
MS0480-SLA	●		5	36.7	44	45	74	81	0.9	36	6	82.00	39.-
MS0500-SSA	●	5.0	3	20.4	30	29	66	65	0.9	36	6	63.70	30.-
MS0500-SLA	●		5	36.4	46	45	82	81	0.9	36	6	82.00	39.-

FORETS MS - CYLINDRIQUE

Référence	Stock	DC	L/D	LU	LCF	LH	OAL	LF	PL	LS	DCON	Prix de liste	PROMO
MS0510-SSA	●	5.1	3	20.3	30	29	66	65	0.9	36	6	63.70	30.-
MS0510-SLA	●		5	36.3	46	45	82	81	0.9	36	6	82.00	39.-
MS0520-SSA	●	5.2	3	20.1	30	29	66	65	0.9	36	6	63.70	30.-
MS0520-SLA	●		5	36.1	46	45	82	81	0.9	36	6	82.00	39.-
MS0550-SSA	●	5.5	3	19.8	30	29	66	65	1	36	6	63.70	30.-
MS0550-SLA	●		5	35.8	46	45	82	81	1	36	6	82.00	39.-
MS0560-SSA	●	5.6	3	19.6	30	29	66	65	1	36	6	63.70	30.-
MS0560-SLA	●		5	35.6	46	45	82	81	1	36	6	82.00	39.-
MS0570-SSA	●	5.7	3	19.5	30	29	66	65	1	36	6	63.70	30.-
MS0570-SLA	●		5	35.5	46	45	82	81	1	36	6	82.00	39.-
MS0580-SSA	●	5.8	3	19.4	30	29	66	65	1.1	36	6	63.70	30.-
MS0580-SLA	●		5	35.4	46	45	82	81	1.1	36	6	82.00	39.-
MS0600-SSA	●	6.0	3	19.1	30	29	66	65	1.1	36	6	63.70	30.-
MS0600-SLA	●		5	35.1	46	45	82	81	1.1	36	6	82.00	39.-
MS0610-SSA	●	6.1	3	25	34	42	79	78	1.1	36	8	86.60	41.-
MS0610-SLA	●		5	44	53	54	91	90	1.1	36	8	90.30	43.-
MS0620-SSA	●	6.2	3	24.8	34	42	79	78	1.1	36	8	86.60	41.-
MS0620-SLA	●		5	43.8	53	54	91	90	1.1	36	8	90.30	43.-
MS0650-SSA	●	6.5	3	24.4	34	42	79	78	1.2	36	8	86.60	41.-
MS0650-SLA	●		5	43.4	53	54	91	90	1.2	36	8	90.30	43.-
MS0660-SSA	●	6.6	3	24.3	34	42	79	78	1.2	36	8	86.60	41.-
MS0660-SLA	●		5	43.3	53	54	91	90	1.2	36	8	90.30	43.-
MS0680-SSA	●	6.8	3	24	34	42	79	78	1.2	36	8	86.60	41.-
MS0680-SLA	●		5	43	53	54	91	90	1.2	36	8	90.30	43.-
MS0690-SSA	●	6.9	3	23.9	34	42	79	78	1.3	36	8	86.60	41.-
MS0690-SLA	●		5	42.9	53	54	91	90	1.3	36	8	90.30	43.-
MS0700-SSA	●	7.0	3	23.8	34	42	79	78	1.3	36	8	86.60	41.-
MS0700-SLA	●		5	42.8	53	54	91	90	1.3	36	8	90.30	43.-
MS0730-SSA	●	7.3	3	30.4	34	42	79	78	1.3	36	8	86.60	41.-
MS0730-SLA	●		5	42.4	53	54	91	90	1.3	36	8	90.30	43.-
MS0740-SSA	●	7.4	3	30.2	41	42	79	78	1.3	36	8	86.60	41.-
MS0740-SLA	●		5	42.2	53	54	91	90	1.3	36	8	90.30	43.-
MS0750-SSA	●	7.5	3	30.1	41	42	79	78	1.4	36	8	86.60	41.-
MS0750-SLA	●		5	42.1	53	54	91	90	1.4	36	8	90.30	43.-
MS0780-SSA	●	7.8	3	29.7	41	42	79	78	1.4	36	8	86.60	41.-
MS0780-SLA	●		5	41.7	53	54	91	90	1.4	36	8	90.30	43.-
MS0800-SSA	●	8.0	3	29.5	41	42	79	78	1.5	36	10	86.60	41.-
MS0800-SLA	●		5	41.5	53	54	91	90	1.5	36	10	90.30	43.-
MS0830-SSA	●	8.3	3	34.1	47	48	89	87	1.5	40	10	96.70	46.-
MS0830-SLA	●		5	48.1	61	62	103	101	1.5	40	10	103.60	49.-
MS0850-SSA	●	8.5	3	33.8	47	48	89	87	1.5	40	10	96.70	46.-
MS0850-SLA	●		5	47.8	61	62	103	101	1.5	40	10	103.60	49.-
MS0860-SSA	●	8.6	3	33.7	47	48	89	87	1.6	40	10	96.70	46.-
MS0860-SLA	●		5	47.7	61	62	103	101	1.6	40	10	103.60	49.-
MS0870-SSA	●	8.7	3	33.5	47	48	89	87	1.6	40	10	96.70	46.-
MS0870-SLA	●		5	47.5	61	62	103	101	1.6	40	10	103.60	49.-
MS0880-SSA	●	8.8	3	33.4	47	48	89	87	1.6	40	10	96.70	46.-
MS0880-SLA	●		5	47.4	61	62	103	101	1.6	40	10	103.60	49.-
MS0900-SSA	●	9.0	3	33.3	47	48	89	87	1.6	40	10	96.70	46.-
MS0900-SLA	●		5	47.3	61	62	103	101	1.6	40	10	103.60	49.-

FORETS MS - CYLINDRIQUE

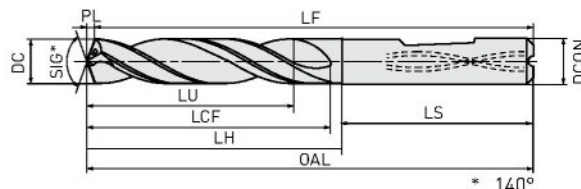
Référence	Stock	DC	L/D	LU	LCF	LH	OAL	LF	PL	LS	DCON	Prix de liste	PROMO
MS0930-SSA	●	9.3	3	33.1	47	48	89	87	1.6	40	10	-96.70	46.-
MS0930-SLA	●		5	47.1	61	62	103	101	1.6	40	10	-103.60	49.-
MS0950-SSA	●	9.5	3	32.5	47	48	89	87	1.7	40	10	-96.70	46.-
MS0950-SLA	●		5	46.5	61	62	103	101	1.7	40	10	-103.60	49.-
MS0980-SSA	●	9.8	3	32.1	47	48	89	87	1.8	40	10	-96.70	46.-
MS0980-SLA	●		5	46.1	61	62	103	101	1.8	40	10	-103.60	49.-
MS1000-SSA	●	10.0	3	31.8	47	48	89	87	1.8	40	10	-96.70	46.-
MS1000-SLA	●		5	45.8	61	62	103	101	1.8	40	10	-103.60	49.-
MS1020-SSA	●	10.2	3	39.6	55	56	102	100	1.9	45	12	-130.20	66.-
MS1020-SLA	●		5	55.6	71	72	118	116	1.9	45	12	-152.50	73.-
MS1030-SSA	●	10.3	3	39.4	55	56	102	100	1.9	45	12	-130.20	66.-
MS1030-SLA	●		5	55.4	71	72	118	116	1.9	45	12	-152.50	73.-
MS1040-SSA	●	10.4	3	39.3	55	56	102	100	1.9	45	12	-130.20	66.-
MS1040-SLA	●		5	55.3	71	72	118	116	1.9	45	12	-152.50	73.-
MS1050-SSA	●	10.5	3	39.2	55	56	102	100	1.9	45	12	-130.20	66.-
MS1050-SLA	●		5	55.2	71	72	118	116	1.9	45	12	-152.50	73.-
MS1070-SSA	●	10.7	3	38.9	55	56	102	100	1.9	45	12	-130.20	66.-
MS1070-SLA	●		5	54.9	71	72	118	116	1.9	45	12	-152.50	73.-
MS1080-SSA	●	10.8	3	38.8	55	56	102	100	2	45	12	-130.20	66.-
MS1080-SLA	●		5	54.8	71	72	118	116	2	45	12	-152.50	73.-
MS1100-SSA	●	11.0	3	38.5	55	56	102	100	2	45	12	-130.20	66.-
MS1100-SLA	●		5	54.5	71	72	118	116	2	45	12	-152.50	73.-
MS1120-SSA	●	11.2	3	38.2	55	56	102	100	2	45	12	-130.20	66.-
MS1120-SLA	●		5	54.2	71	72	118	116	2	45	12	-152.50	73.-
MS1140-SSA	●	11.4	3	38	55	56	102	100	2.1	45	12	-130.20	66.-
MS1140-SLA	●		5	54	71	72	118	116	2.1	45	12	-152.50	73.-
MS1150-SSA	●	11.5	3	37.8	55	56	102	100	2.1	45	12	-130.20	66.-
MS1150-SLA	●		5	53.8	71	72	118	116	2.1	45	12	-152.50	73.-
MS1170-SSA	●	11.7	3	37.6	55	56	102	100	2.1	45	12	-130.20	66.-
MS1170-SLA	●		5	53.6	71	72	118	116	2.1	45	12	-152.50	73.-
MS1180-SSA	●	11.8	3	37.4	55	56	102	100	2.1	45	12	-130.20	66.-
MS1180-SLA	●		5	53.4	71	72	118	116	2.1	45	12	-152.50	73.-
MS1200-SSA	●	12.0	3	37.2	55	56	102	100	2.2	45	12	-130.20	66.-
MS1200-SLA	●		5	53.2	71	72	118	116	2.2	45	12	-152.50	73.-
MS1250-SSA	●	12.5	3	41.5	60	61	107	105	2.3	45	14	-193.00	92.-
MS1250-SLA	●		5	58.5	77	78	124	122	2.3	45	14	-203.80	97.-
MS1260-SSA	●	12.6	3	41.4	60	61	107	105	2.3	45	14	-193.00	92.-
MS1260-SLA	●		5	58.4	77	78	124	122	2.3	45	14	-203.80	97.-
MS1270-SSA	●	12.7	3	41.3	60	61	107	105	2.3	45	14	-193.00	92.-
MS1270-SLA	●		5	58.3	77	78	124	122	2.3	45	14	-203.80	97.-
MS1300-SSA	●	13.0	3	40.9	60	61	107	105	2.4	45	14	-193.00	92.-
MS1300-SLA	●		5	57.9	77	78	124	122	2.4	45	14	-203.80	97.-
MS1350-SSA	●	13.5	3	40.2	60	61	107	105	2.5	45	14	-193.00	92.-
MS1350-SLA	●		5	57.2	77	78	124	122	2.5	45	14	-203.80	97.-
MS1370-SSA	●	13.7	3	39.9	60	61	107	105	2.5	45	14	-193.00	92.-
MS1370-SLA	●		5	56.9	77	78	124	122	2.5	45	14	-203.80	97.-
MS1400-SSA	●	14.0	3	39.5	60	62	107	105	2.5	45	14	-193.00	92.-
MS1400-SLA	●		5	56.5	77	79	124	122	2.5	45	14	-203.80	97.-

FORETS MS



WHISTLE NOTCH

P M K



DC ≤ 3	3 < DC ≤ 6	6 < DC ≤ 10	10 < DC ≤ 14
0.016	0.016	0.021	0.025
+0.004	+0.004	+0.006	+0.007

Référence	Stock	DC	L/D	LU	LCF	LH	OAL	LF	PL	LS	DCON	Prix de liste	PROMO
MS0300-SSK	●	3.0	3	15	20	25	62	61	0.5	36	6	63.70	30.-
MS0300-SLK	●		5	23	28	29	66	65	0.5	36	6	82.00	39.-
MS0310-SSK	●	3.1	3	14.9	20	25	62	61	0.6	36	6	63.70	30.-
MS0310-SLK	●		5	22.9	28	29	66	65	0.6	36	6	82.00	39.-
MS0330-SSK	●	3.3	3	14.7	20	25	62	61	0.6	36	6	63.70	30.-
MS0330-SLK	●		5	22.7	28	29	66	65	0.6	36	6	82.00	39.-
MS0340-SSK	●	3.4	3	14.5	20	25	62	61	0.6	36	6	63.70	30.-
MS0340-SLK	●		5	22.5	28	29	66	65	0.6	36	6	82.00	39.-
MS0350-SSK	●	3.5	3	14.4	20	25	62	61	0.6	36	6	63.70	30.-
MS0350-SLK	●		5	22.4	28	29	66	65	0.6	36	6	82.00	39.-
MS0370-SSK	●	3.7	3	14.1	20	25	62	61	0.7	36	6	63.70	30.-
MS0370-SLK	●		5	22.1	28	29	66	65	0.7	36	6	82.00	39.-
MS0380-SSK	●	3.8	3	18	24	29	66	65	0.7	36	6	63.70	30.-
MS0380-SLK	●		5	30	36	37	74	73	0.7	36	6	82.00	39.-
MS0390-SSK	●	3.9	3	17.9	24	29	66	65	0.7	36	6	63.70	30.-
MS0390-SLK	●		5	29.9	36	37	74	73	0.7	36	6	82.00	39.-
MS0400-SSK	●	4.0	3	17.7	24	29	66	65	0.7	36	6	63.70	30.-
MS0400-SLK	●		5	29.7	36	37	74	73	0.7	36	6	82.00	39.-
MS0410-SSK	●	4.1	3	17.6	24	29	66	65	0.7	36	6	63.70	30.-
MS0410-SLK	●		5	29.6	36	37	74	73	0.7	36	6	82.00	39.-
MS0420-SSK	●	4.2	3	17.5	24	29	66	65	0.8	36	6	63.70	30.-
MS0420-SLK	●		5	29.5	36	37	74	73	0.8	36	6	82.00	39.-
MS0430-SSK	●	4.3	3	17.3	24	29	66	65	0.8	36	6	63.70	30.-
MS0430-SLK	●		5	29.3	36	37	74	73	0.8	36	6	82.00	39.-
MS0450-SSK	●	4.5	3	17.1	24	29	66	65	0.8	36	6	63.70	30.-
MS0450-SLK	●		5	29.1	36	37	74	73	0.8	36	6	82.00	39.-
MS0460-SSK	●	4.6	3	16.9	24	29	66	65	0.8	36	6	63.70	30.-
MS0460-SLK	●		5	28.9	36	37	74	73	0.8	36	6	82.00	39.-
MS0480-SSK	●	4.8	3	20.7	28	29	66	65	0.9	36	6	63.70	30.-
MS0480-SLK	●		5	36.7	44	45	74	81	0.9	36	6	82.00	39.-
MS0500-SSK	●	5.0	3	20.4	30	29	66	65	0.9	36	6	63.70	30.-
MS0500-SLK	●		5	36.4	46	45	82	81	0.9	36	6	82.00	39.-

FORETS MS - WHISTLE NOTCH

Référence	Stock	DC	L/D	LU	LCF	LH	OAL	LF	PL	LS	DCON	Prix de liste	PROMO
MS0510-SSK	●	5.1	3	20.3	30	29	66	65	0.9	36	6	63.70	30.-
MS0510-SLK	●		5	36.3	46	45	82	81	0.9	36	6	82.00	39.-
MS0520-SSK	●	5.2	3	20.1	30	29	66	65	0.9	36	6	63.70	30.-
MS0520-SLK	●		5	36.1	46	45	82	81	0.9	36	6	82.00	39.-
MS0550-SSK	●	5.5	3	19.8	30	29	66	65	1	36	6	63.70	30.-
MS0550-SLK	●		5	35.8	46	45	82	81	1	36	6	82.00	39.-
MS0560-SSK	●	5.6	3	19.6	30	29	66	65	1	36	6	63.70	30.-
MS0560-SLK	●		5	35.6	46	45	82	81	1	36	6	82.00	39.-
MS0570-SSK	●	5.7	3	19.5	30	29	66	65	1	36	6	63.70	30.-
MS0570-SLK	●		5	35.5	46	45	82	81	1	36	6	82.00	39.-
MS0580-SSK	●	5.8	3	19.4	30	29	66	65	1.1	36	6	63.70	30.-
MS0580-SLK	●		5	35.4	46	45	82	81	1.1	36	6	82.00	39.-
MS0600-SSK	●	6.0	3	19.1	30	29	66	65	1.1	36	6	63.70	30.-
MS0600-SLK	●		5	35.1	46	45	82	81	1.1	36	6	82.00	39.-
MS0610-SSK	●	6.1	3	25	34	42	79	78	1.1	36	8	86.60	41.-
MS0610-SLK	●		5	44	53	54	91	90	1.1	36	8	90.30	43.-
MS0620-SSK	●	6.2	3	24.8	34	42	79	78	1.1	36	8	86.60	41.-
MS0620-SLK	●		5	43.8	53	54	91	90	1.1	36	8	90.30	43.-
MS0650-SSK	●	6.5	3	24.4	34	42	79	78	1.2	36	8	86.60	41.-
MS0650-SLK	●		5	43.4	53	54	91	90	1.2	36	8	90.30	43.-
MS0660-SSK	●	6.6	3	24.3	34	42	79	78	1.2	36	8	86.60	41.-
MS0660-SLK	●		5	43.3	53	54	91	90	1.2	36	8	90.30	43.-
MS0680-SSK	●	6.8	3	24	34	42	79	78	1.2	36	8	86.60	41.-
MS0680-SLK	●		5	43	53	54	91	90	1.2	36	8	90.30	43.-
MS0690-SSK	●	6.9	3	23.9	34	42	79	78	1.3	36	8	86.60	41.-
MS0690-SLK	●		5	42.9	53	54	91	90	1.3	36	8	90.30	43.-
MS0700-SSK	●	7.0	3	23.8	34	42	79	78	1.3	36	8	86.60	41.-
MS0700-SLK	●		5	42.8	53	54	91	90	1.3	36	8	90.30	43.-
MS0730-SSK	●	7.3	3	30.4	34	42	79	78	1.3	36	8	86.60	41.-
MS0730-SLK	●		5	42.4	53	54	91	90	1.3	36	8	90.30	43.-
MS0740-SSK	●	7.4	3	30.2	41	42	79	78	1.3	36	8	86.60	41.-
MS0740-SLK	●		5	42.2	53	54	91	90	1.3	36	8	90.30	43.-
MS0750-SSK	●	7.5	3	30.1	41	42	79	78	1.4	36	8	86.60	41.-
MS0750-SLK	●		5	42.1	53	54	91	90	1.4	36	8	90.30	43.-
MS0780-SSK	●	7.8	3	29.7	41	42	79	78	1.4	36	8	86.60	41.-
MS0780-SLK	●		5	41.7	53	54	91	90	1.4	36	8	90.30	43.-
MS0800-SSK	●	8.0	3	29.5	41	42	79	78	1.5	36	10	86.60	41.-
MS0800-SLK	●		5	41.5	53	54	91	90	1.5	36	10	90.30	43.-
MS0830-SSK	●	8.3	3	34.1	47	48	89	87	1.5	40	10	96.70	46.-
MS0830-SLK	●		5	48.1	61	62	103	101	1.5	40	10	103.60	49.-
MS0850-SSK	●	8.5	3	33.8	47	48	89	87	1.5	40	10	96.70	46.-
MS0850-SLK	●		5	47.8	61	62	103	101	1.5	40	10	103.60	49.-
MS0860-SSK	●	8.6	3	33.7	47	48	89	87	1.6	40	10	96.70	46.-
MS0860-SLK	●		5	47.7	61	62	103	101	1.6	40	10	103.60	49.-
MS0870-SSK	●	8.7	3	33.5	47	48	89	87	1.6	40	10	96.70	46.-
MS0870-SLK	●		5	47.5	61	62	103	101	1.6	40	10	103.60	49.-
MS0880-SSK	●	8.8	3	33.4	47	48	89	87	1.6	40	10	96.70	46.-
MS0880-SLK	●		5	47.4	61	62	103	101	1.6	40	10	103.60	49.-
MS0900-SSK	●	9.0	3	33.3	47	48	89	87	1.6	40	10	96.70	46.-
MS0900-SLK	●		5	47.3	61	62	103	101	1.6	40	10	103.60	49.-

FORETS MS - WHISTLE NOTCH

Référence	Stock	DC	L/D	LU	LCF	LH	OAL	LF	PL	LS	DCON	Prix de liste	PROMO
MS0930-SSK	●	9.3	3	33.1	47	48	89	87	1.6	40	10	96.70	46.-
MS0930-SLK	●		5	47.1	61	62	103	101	1.6	40	10	103.60	49.-
MS0950-SSK	●	9.5	3	32.5	47	48	89	87	1.7	40	10	96.70	46.-
MS0950-SLK	●		5	46.5	61	62	103	101	1.7	40	10	103.60	49.-
MS0980-SSK	●	9.8	3	32.1	47	48	89	87	1.8	40	10	96.70	46.-
MS0980-SLK	●		5	46.1	61	62	103	101	1.8	40	10	103.60	49.-
MS1000-SSK	●	10.0	3	31.8	47	48	89	87	1.8	40	10	96.70	46.-
MS1000-SLK	●		5	45.8	61	62	103	101	1.8	40	10	103.60	49.-
MS1020-SSK	●	10.2	3	39.6	55	56	102	100	1.9	45	12	138.20	66.-
MS1020-SLK	●		5	55.6	71	72	118	116	1.9	45	12	152.50	73.-
MS1030-SSK	●	10.3	3	39.4	55	56	102	100	1.9	45	12	138.20	66.-
MS1030-SLK	●		5	55.4	71	72	118	116	1.9	45	12	152.50	73.-
MS1040-SSK	●	10.4	3	39.3	55	56	102	100	1.9	45	12	138.20	66.-
MS1040-SLK	●		5	55.3	71	72	118	116	1.9	45	12	152.50	73.-
MS1050-SSK	●	10.5	3	39.2	55	56	102	100	1.9	45	12	138.20	66.-
MS1050-SLK	●		5	55.2	71	72	118	116	1.9	45	12	152.50	73.-
MS1070-SSK	●	10.7	3	38.9	55	56	102	100	1.9	45	12	138.20	66.-
MS1070-SLK	●		5	54.9	71	72	118	116	1.9	45	12	152.50	73.-
MS1080-SSK	●	10.8	3	38.8	55	56	102	100	2	45	12	138.20	66.-
MS1080-SLK	●		5	54.8	71	72	118	116	2	45	12	152.50	73.-
MS1100-SSK	●	11.0	3	38.5	55	56	102	100	2	45	12	138.20	66.-
MS1100-SLK	●		5	54.5	71	72	118	116	2	45	12	152.50	73.-
MS1120-SSK	●	11.2	3	38.2	55	56	102	100	2	45	12	138.20	66.-
MS1120-SLK	●		5	54.2	71	72	118	116	2	45	12	152.50	73.-
MS1140-SSK	●	11.4	3	38	55	56	102	100	2.1	45	12	138.20	66.-
MS1140-SLK	●		5	54	71	72	118	116	2.1	45	12	152.50	73.-
MS1150-SSK	●	11.5	3	37.8	55	56	102	100	2.1	45	12	138.20	66.-
MS1150-SLK	●		5	53.8	71	72	118	116	2.1	45	12	152.50	73.-
MS1170-SSK	●	11.7	3	37.6	55	56	102	100	2.1	45	12	138.20	66.-
MS1170-SLK	●		5	53.6	71	72	118	116	2.1	45	12	152.50	73.-
MS1180-SSK	●	11.8	3	37.4	55	56	102	100	2.1	45	12	138.20	66.-
MS1180-SLK	●		5	53.4	71	72	118	116	2.1	45	12	152.50	73.-
MS1200-SSK	●	12.0	3	37.2	55	56	102	100	2.2	45	12	138.20	66.-
MS1200-SLK	●		5	53.2	71	72	118	116	2.2	45	12	152.50	73.-
MS1250-SSK	●	12.5	3	41.5	60	61	107	105	2.3	45	14	193.00	92.-
MS1250-SLK	●		5	58.5	77	78	124	122	2.3	45	14	203.80	97.-
MS1260-SSK	●	12.6	3	41.4	60	61	107	105	2.3	45	14	193.00	92.-
MS1260-SLK	●		5	58.4	77	78	124	122	2.3	45	14	203.80	97.-
MS1270-SSK	●	12.7	3	41.3	60	61	107	105	2.3	45	14	193.00	92.-
MS1270-SLK	●		5	58.3	77	78	124	122	2.3	45	14	203.80	97.-
MS1300-SSK	●	13.0	3	40.9	60	61	107	105	2.4	45	14	193.00	92.-
MS1300-SLK	●		5	57.9	77	78	124	122	2.4	45	14	203.80	97.-
MS1350-SSK	●	13.5	3	40.2	60	61	107	105	2.5	45	14	193.00	92.-
MS1350-SLK	●		5	57.2	77	78	124	122	2.5	45	14	203.80	97.-
MS1370-SSK	●	13.7	3	39.9	60	61	107	105	2.5	45	14	193.00	92.-
MS1370-SLK	●		5	56.9	77	78	124	122	2.5	45	14	203.80	97.-
MS1400-SSK	●	14.0	3	39.5	60	62	107	105	2.5	45	14	193.00	92.-
MS1400-SLK	●		5	56.5	77	79	124	122	2.5	45	14	203.80	97.-

FORETS MS

CONDITIONS DE COUPE RECOMMANDÉES

Matière	Propriétés	Résistance à la traction	Ø 3.0 - 5.9		Ø 6.0 - 9.9		Ø 10.0 - 14.0		
			Vc	f	Vc	f	Vc	f	
P	Acier carbone non allié ≤0.25%C	150 HB recuit	<500	100	0.18	110	0.25	130	0.30
	Acier de construction ≤0.25%C	200 HB recuit	-680	100	0.18	110	0.25	130	0.30
	Acier carbone ≤0.55%C	275 HB trempé	>800	80	0.18	90	0.25	100	0.30
	Acier trempé ≤0.55%C	300 HB recuit	-680	60	0.18	70	0.25	80	0.30
	Acier matrice / Acier moulé	350 HB trempé	>800	50	0.15	60	0.20	70	0.25
	Aciers faiblement alliés	<200 HB recuit	<680	50	0.18	80	0.25	80	0.30
	Acier à ressort, acier nitrurant	250 HB trempé	850	60	0.18	70	0.25	80	0.30
	Acier pour roulements, à outils	>250 HB trempé	>850	60	0.18	70	0.25	80	0.30
	Acier moulé	>300 HB trempé	>1000	50	0.15	60	0.20	70	0.30
	Aciers fortement alliés	<200 HB recuit	<680	50	0.15	55	0.20	60	0.25
	Acier à soupapes	250 HB trempé	850	45	0.15	50	0.20	55	0.25
	Acier outils	>250 HB trempé	>850	50	0.18	55	0.20	60	0.25
	Acier moulé	>300 HB trempé	>1000	45	0.15	50	0.20	55	0.25
	M	Acier inox	200 HB ferrit./mart.	680	45	0.15	50	0.20	60
Acier réfractaire		250 HB martensitique	850	45	0.15	50	0.20	60	0.25
Acier moulé		230 HB austenitisch	-950	45	0.15	50	0.20	60	0.25
K	Graphite laminé	<180 HB ferritique	100 - 400	100	0.20	100	0.25	110	0.30
	Fonte grise	220 HB perlitique	100 - 400	90	0.20	90	0.25	100	0.30
	Fonte modulaire	<180 HB ferritique	400 - 800	80	0.20	80	0.25	90	0.30
	Fonte grise ductile	250 HB perlitique	400 - 800	80	0.20	80	0.25	90	0.30
	Fonte malléable	<180 HB ferritique	350 - 700	50	0.20	65	0.20	75	0.25
	Fonte grise	220 HB perlitique	350 - 700	50	0.15	60	0.20	70	0.22



TAFF TOOL AG
Zürcherstrasse 133
CH-8952 Schlieren ZH

Tel. +41 (0)56 418 11 11
info@taff-tool.com
www.taff-tool.com